

ELEMENTS *by* HUNTWOOD

Frameless Cabinetry



ELEMENTS by Huntwood



Huntwood created Elements for discerning homeowners who appreciate clean lines, contemporary design and heightened functionality. We provide a level of flexibility and customization previously unavailable in the cabinet industry.



All Styles

From traditional to ultra-modern contemporary, our super-flexible and customizable selection can achieve nearly any desired aesthetic!

High-Tech Materials

Modern door styles in engineered veneer, acrylic, melamine, super matte PET and laminate go perfectly with

quartz countertops and stainless steel appliances.

Full Accessibility

With Elements' frameless construction, the face frame is eliminated, maximizing your storage space and providing unobstructed access. Efficiency is increased by including our large selection of convenience cabinets and accessories.

Trust in the Leader

Why do builders and homeowners choose Huntwood over other cabinet brands? Because for over 35 years, we've provided our customers with more flexibility, more choices and more craftsmanship.

And, as the West's leading cabinet manufacturer, our



volume buying power and high-tech efficiency produce more value for our customers.

A Green Commitment

Huntwood cabinets are manufactured with the utmost concern for the environment, using sustainable resources and recycling excess materials, with 80% reused in future applications. Our award-winning finishing process greatly reduces VOC emissions.

Built to Last


Because no two kitchens are alike, we build every kitchen to order. Huntwood uses quality materials and components many manufacturers offer only as upgrades...so your kitchen will last for decades.



Hi-Gloss Acrylic

High-Gloss Acrylic Doors feature a 3/4" thick slab MDF core with a high gloss acrylic on face and back. This super-tough material is incredibly durable and scratch resistant.

1mm thick compatible Gloss PVC Edgebanding on door edges. Doors have integrated finished ends, backs and bottoms, all made of 2-sided exterior color material. Slight differences in sheen may exist between door material and PVC edgebanding.



LeMans 7



winterland

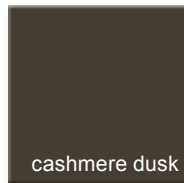
Super-Matte PET

Super-Matte PET Doors feature a 3/4" thick slab MDF core with a no sheen, PET material on face and back. This material has a super-soft texture and is incredibly scratch, stain, UV and moisture resistant.

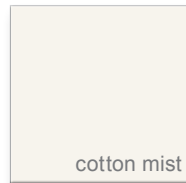
1mm thick compatible Matte PVC Edgebanding on door edges. Doors have integrated finished ends, backs and bottoms, all made of 2-sided exterior color material. Slight differences in sheen may exist between door material and PVC edgebanding.



Velluto 7



cashmere dusk



cotton mist

Textured Melamine

Melamine Doors consist of 3/4" thick industrial grade particleboard with super-durable melamine and have a textured surface.



Norte 3



pietra




chiffon




dalia



americana



chino




ombre

1mm thick compatible-colored PVC Edgebanding. Vertical grain on doors and horizontal grain on drawer fronts.

Matte & Textured Laminate

Echo and Avanti Doors come in a range of standard colors (shown below). Avanti is textured. **Caprice:** comes in US-available Wilsonart or Formica standard, premium or HD colors.

*Laminate doors have compatible 1mm thick PVC Edgebanding. **ECHO** and **AVANTI** have horizontal grain on doors and drawer fronts (not matching). **CAPRICE** has vertical grain on doors and drawer fronts (if directional).*




Avanti

7




earth

avanti only



white

avanti only



black

avanti only




kendo

echo only



Echo

7



Caprice

7




CAPRICE, Laminate, Wilsonart Color.


Painted MDF

Novus Door is made of 3/4" slab MDF with a smooth painted surface. Choose from one of our 11 solid colors or a custom color.

Door style is 3/4" MDF slab (no Edgebanding).



Novus 4



colonial white



parchment



dove




eggshell




vanilla




sterling



coastal grey



phantom



graphite



verde



shoreline




vintage black



Engineered Veneer

Engineered Veneer Doors feature the natural beauty and warmth of veneer over an industrial grade particleboard core, providing the look of exotic woods without any harvesting of endangered species.


2mm Wood Edgebanding. Includes matching backer. Edgebanding is applied to the interior core edges, captured between face and back veneer. Matching vertical grain on both doors and drawer fronts.



Athos 5



quartered wenge



teak



vg white oak

Aluminum Framed



matte



brushed

The perfect accent to a modern kitchen design.

Note: *Doors do not come with glass. Order glass separately through Huntwood's Factory Glass Program.*



Luna 7+



Galassia 7+



ATHOS, Engineered Veneer, Teak.

Natural Wood Veneer


Wood Veneer Doors come in a variety of natural hardwood veneers, and most of the stain colors shown here are available in all eight wood species. When combined with our array of special finishes, the selection range is nearly endless.

*1mm matching Wood Edgebanding. The **NAPOLI** door has vertical grain on drawers and doors; grain matched within individual cabinets.*



NOTE: Colors shown in this brochure are approximate and will vary from actual physical colors due to photography and printing limitations. Please see a current sample door or color chip in your desired color option before ordering cabinets. Door styles, wood species and colors may be discontinued at any time without notice.

Built to a Higher Standard



Strong Cabinet Box

3/4" cabinet boxes and solid wood top stabilizer bars provide extra strength.



Lasting™ Touch Finish

12-step conversion varnish process is the toughest finish in the industry.




Dovetail Drawers

Strong 5/8" thick solid wood drawers. Drawers and doors receive permanent bumper pads.



Concealed Guides

Smooth operating, steel-reinforced guides include Soft-Close.



110° Clip-on Hinges

6-way adjustable hinges feature wider accessibility and Soft-Close.



Melamine NDure® Interior

Super-durable. Resists scratches, heat and water. Birch or White. Plywood Maple also available.

Superior Construction

With frameless construction, the face frame is eliminated, maximizing storage space. Our 3/4" case construction is 20% thicker than industry standard, providing extra strength.

ELEMENTS
by Huntwood

800.873.7350 • Liberty Lake, WA
www.huntwood.com

PELE NCG 3K6/23



NAPOLI, Rift-cut White Oak, Oasis. Range Wall Cabinets: NOVUS, Heartwood, Parchment.

